


Inclined Plane

A flat surface that is tilted, like a ramp or a slide. It makes it much easier to push or pull heavy things up or down instead of lifting them straight up into the air.


TheBadgeArchive.com
Card Origin:
Original Human Design



Lever

A stiff bar that rests on a support. When you push down on one end of the bar, the other end goes up to lift something heavy. A playground seesaw is a giant lever.

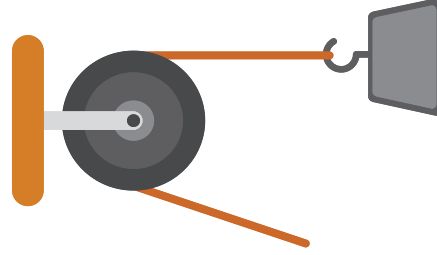

TheBadgeArchive.com
Card Origin:
Original Human Design



Pulley

A wheel with a rope wrapped around it. When you pull down on one side of the rope, the other side goes up. Pulleys are used to raise things high in the air, like lifting a flag on a tall flagpole.


TheBadgeArchive.com
Card Origin:
Original Human Design



Screw

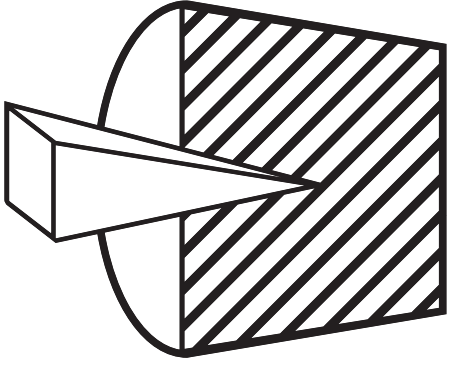
A ramp wrapped around a center pole to make a spiral shape. Screws are used to hold things tightly together, like the twisting lid on a jar or a light bulb.

TheBadgeArchive.com
Card Origin:
Original Human Design




Wedge

A shape that is thick at one end and very thin at the other end. It is used to push things apart or hold them in place, like an axe splitting wood or a rubber stop holding a door open.




TheBadgeArchive.com
Card Origin:
Original Human Design



Wheel and Axle

A round wheel attached to a center rod (the axle). When they turn together, it makes it easy to roll heavy things across the ground, like a car, a bicycle, or a scooter.



TheBadgeArchive.com
Card Origin:
Original Human Design

